







## Holiday/Sightseeing/Transit in Japan (Short-term stay)

\* Please do NOT staple the documents together

	Required documents		Download Website
<p style="text-align: center;"><b>1</b></p>	<p><b>Passport</b></p> 	<ul style="list-style-type: none"> <li>- <b>Original plus one photo copy</b></li> <li>- Valid until the trip to Japan and return to Australia</li> <li>- Signed by the bearer (if there is a signature area)</li> <li>- At least <a href="#">2 spread blank visa pages</a></li> <li>- Not damaged</li> <li>- Old passport if linked to current AUS visa</li> </ul>	
<p style="text-align: center;"><b>2</b></p>	<p><b>Visa application form</b></p> 	<ul style="list-style-type: none"> <li>- <b>The signature must be in your own handwriting and same as the signature on your passport</b></li> <li>- Please download and print the visa application form</li> <li>- Please complete the form by filling ALL THE LINES</li> <li>- If no information is applicable for the question, <b>please put N/A</b></li> </ul>	<p style="text-align: center;"><a href="#">PDF</a></p> <p style="text-align: center;"><a href="#">Sample</a></p>
<p style="text-align: center;"><b>3</b></p>	<p><b>Photo</b></p> 	<ul style="list-style-type: none"> <li>- 4.5x3.5cm</li> <li>- Taken within 6 months</li> <li>- Plain background</li> <li>- On glossy photo paper</li> </ul>	
<p style="text-align: center;"><b>4</b></p>	<p><b>Valid long-term visa for Australia</b></p> 	<ul style="list-style-type: none"> <li>- Access <b>VEVO</b> website and bring the printed VEVO information as your latest visa status (Visa "Grant Notice" is NOT acceptable)</li> <li>- If you hold a Bridging visa "A", you need to change it to Bridging visa "B" beforehand</li> </ul> <p>* If your current Australian visa is linked to your previous passport, please bring it as well.          * If you hold a tourist/visitor visa, we <b>CANNOT</b> accept your application.</p>	<p style="text-align: center;"><a href="#">VEVO website</a></p>
<p style="text-align: center;"><b>5</b></p>	<p><b>Flight information</b></p> 	<ul style="list-style-type: none"> <li>- Provide ALL the destination flight booking confirmations (eg. If you travel from Sydney to China first, China to Japan, and return flight from Japan to China, China to Sydney)</li> <li>- The confirmation must including your full name as a passenger</li> <li>- If you will not come back to Sydney, please provide a typed explanation letter</li> </ul> <p style="color: red;">* We do not require the purchase of tickets, but we do require a confirmed reservation. We are not responsible for tickets which may be unusable due to the delay or denial of a visa</p>	

6	<b>Proof of sufficient funds of visa applicant</b>	<ul style="list-style-type: none"> <li>- Provide your "Saving Account" recent <b>3 months</b> statement or transaction record</li> <li>- Your full name and current residential address is shown as the account holder</li> <li>- Have sufficient funds</li>   <li>*If you are a minor with no bank account or do not have much money, your family can financially support you, you may provide the following</li>   <li>- Your saving bank account (even if not much money is in the account)</li>   <li>- Saving accounts of your financial supporter such as <b>Parent or Partner</b></li>   <li>- Letter from your financial supporter explaining the situation  * Please include your and her/his full name, the relationship to you and her/his signature</li>   <li>- Official document showing the relationship such as Birth Certificate and Marriage Certificate</li>   <li>- Passport photocopy of your supporter</li> </ul>	
7	<b>Travel itinerary</b>	<ul style="list-style-type: none"> <li>- Download and print the form</li> </ul>	<a href="#">Travel Itinerary</a>
8	<b>Next country visa after Japan</b> <b>(Required ONLY for a Transit visa application)</b> 	<ul style="list-style-type: none"> <li>- For your travel to another country after Japan, please obtain the visa first</li> <li>- Please print and bring proof of your visa</li> </ul>	

**\*Applicants may authorise a proxy.**

To authorise a proxy for application drop off/pickup, the applicant MUST fill out an [authorisation letter](#) and have the proxy submit the original letter to the Consulate along with his/her ID card.

\*The minimum assessment time is **5 business days** for all visas. It generally takes longer if additional documents are required for further assessment.